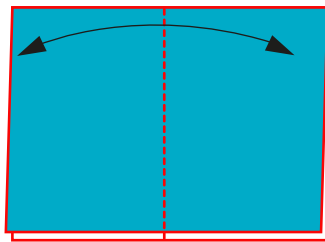
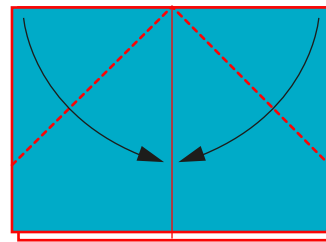


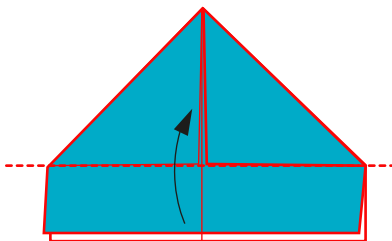
① plier en 2 parties égales



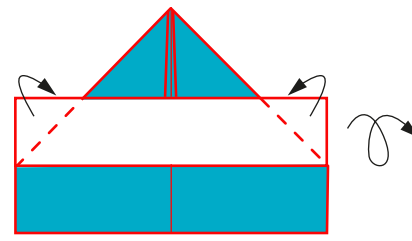
② plier en 2 pour marquer la pliure, puis déplier



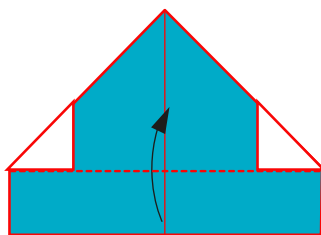
③ rabattre les 2 angles du haut sur la pliure centrale



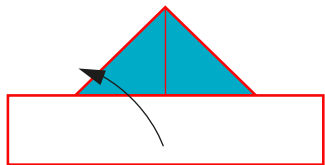
④ replier le 1^{er} rabat vers le haut



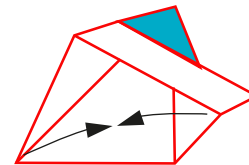
⑤ rabattre les 2 angles vers l'autre face



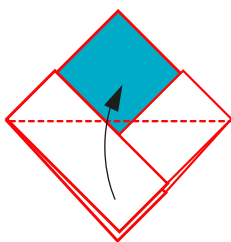
⑥ retourner le pliage, et replier le 2^{ème} rabat vers le haut



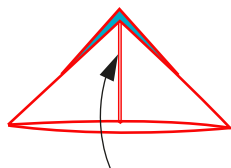
⑦ ouvrir par en-dessous



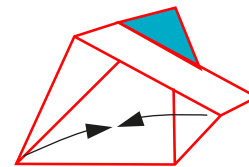
⑧ plier les 2 parties opposées l'une contre l'autre



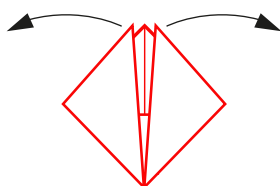
⑨ rabattre le 1^{er} rabat vers le haut



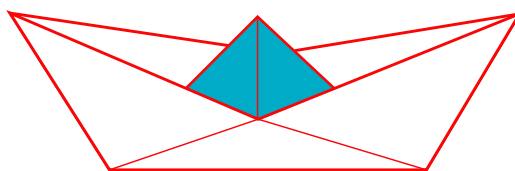
⑩ rabattre le 2^{ème} rabat vers le haut



⑪ ouvrir et plier les 2 parties opposées l'une contre l'autre



⑪ ouvrir en tirant les 2 parties vers l'extérieur



⑫ on met les voiles !